

# **APPENDIX C:**

## **LANDSCAPING AND AMENITIES**

# LANDSCAPE AND PLANTING CHARACTER




GRASSES - DROUGHT RESISTANT WINTER INTEREST

## Millwood Trail - Planting Palette



QUAKING ASPEN - FALL COLOR



NINEBARK - NATIVE & SHOWY



OCEAN SPRAY - NATIVE & SHOWY



FIR TREE



BLUE OAT GRASS AND POTENTILLA - DROUGHT RESISTANT



RED TWIG DOGWOOD - FOR WINTER INTEREST



PONDEROSA PINE - NATIVE DROUGHT RESISTANT



FEATHER REED GRASS - MOVEMENT  
WINTER INTEREST DROUGHT RESISTANT



TAUNTONS YEW - EVERGREEN



WOODS ROSE



MAHONIA - NATIVE LANDSCAPES



THEMED SITE FURNISHINGS



FENCE WITH RAIL ROAD SLEEPER FENCE POST



EDUCATIONAL SIGNAGE



GATEWAY



SIGNAGE AND RAIL ROAD MATERIALS



BENCHES OR RECLINERS



INCORPORATE RAILROAD STYLE LANTERNS ON SIMPLE LIGHT POLES WITH HISTORIC BRACKETS



KIOSKS CAN BE SIMPLE CONSTRUCTION WITH RAILROAD RELATED MATERIALS



BIKE RACK



COW CATCHER BENCH/TRASH RECEPTACEL

OPPORTUNITIES FOR PUBLIC ART

# Millwood Trail - Kit of Parts

CONTEMPORARY SITE FURNISHINGS



FIBER CEMENT BOARD FENCE




SLAT STYLE - WOOD OR RECYCLED PLASTIC FURNITURE



SLAT STYLE/SLEEPER AND TRACK GATEWAY SIGNAGE/PLAZA




CUSTOMIZED BIKE RACK/ART



COORDINATE SIGNAGE, GATEWAY AND LIGHTING



SIMPLE POLES - HIGH EFFICIENCY LED HEAD



INTERPRETIVE/ EDUCATIONAL SIGNAGE




CUSTOM INTERPRETIVE TRASH RECEPTACLE

WELCH-COMER ENGINEERS & SURVEYORS

B W A BERNARDO WILLS ARCHITECTS PC

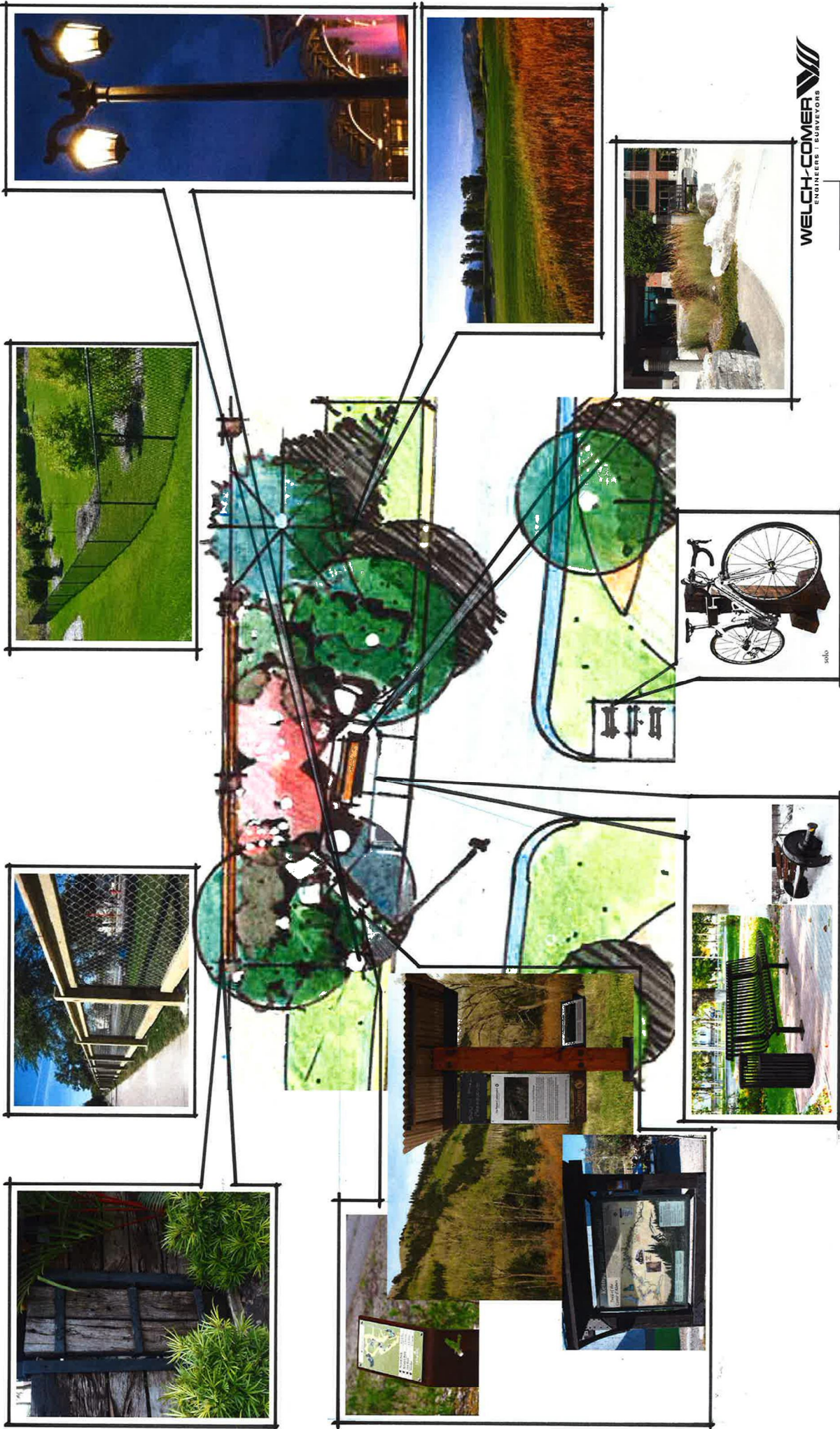
DOG STATION





## Millwood Trail - Prototypical Trail Amenities





# Millwood Trail - Prototypical Trail Amenities Detail

WELCH-COMER  
ENGINEERS | SURVEYORS

B W A BERNARDO WILLS  
ARCHITECTS PC