

An aerial photograph showing a river meandering through a lush green landscape. To the left of the river is a multi-lane highway with several vehicles. The river flows from the top left towards the bottom right, with a large loop in the middle. The surrounding fields are vibrant green, and there are some trees and small structures visible in the distance.

Chehalis Basin Board Meeting

Erik Neatherlin
Governor's Salmon Recovery Office

Key Questions for Discussion

- How is federal funding obtained and allocated for ESA-listed salmon?
- What are possible implications if Spring Chinook were listed under ESA for the Washington Coast?

Federal Funding for ESA Species



- Species Recovery Grants and Cooperative Agreement Grants (ESA Section 6 Grants)
 - ~\$110M USFWS
 - ~\$7M NOAA (non-salmon)
- ESA funding not tied specifically to states or to number of ESA listed species
- Limited eligibility for salmon and steelhead

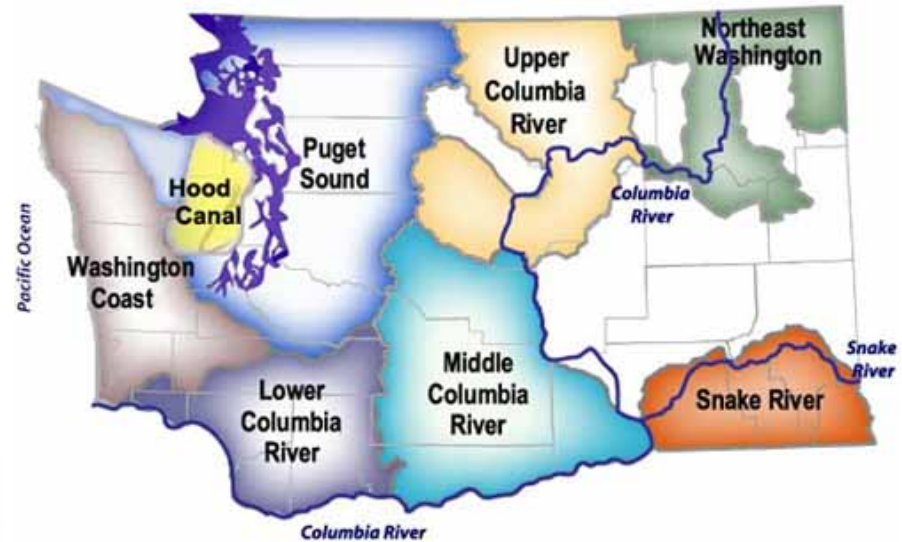
Pacific Coastal Salmon Recovery Funds (PCSRF) is Primary Federal Funding Source for Salmon Recovery



- PCSRF funding initiated in 2000 by Congress
- NOAA competitive grant program
 - WA, OR, ID, AK, CA
- Annual federal appropriation
 - \$65M (total for all states)
- Anchors salmon recovery funding in Washington

Implementing Salmon Recovery: Washington Salmon Recovery Act (RCW 77.85)

- **Regional Recovery Organizations**
 - Develop recovery plans
 - Implement recovery plans
- **Lead Entity Watersheds**
 - Lead Entities prioritize and secure local support for salmon habitat restoration and guide salmon habitat restoration
- **Salmon Recovery Funding Board**
 - Fund and guide recovery
- **Governor's Salmon Recovery Office**
 - Coordinate activities – state and federal agencies, tribes, legislature, Congressional delegation, partners



Salmon Recovery
Funding Board

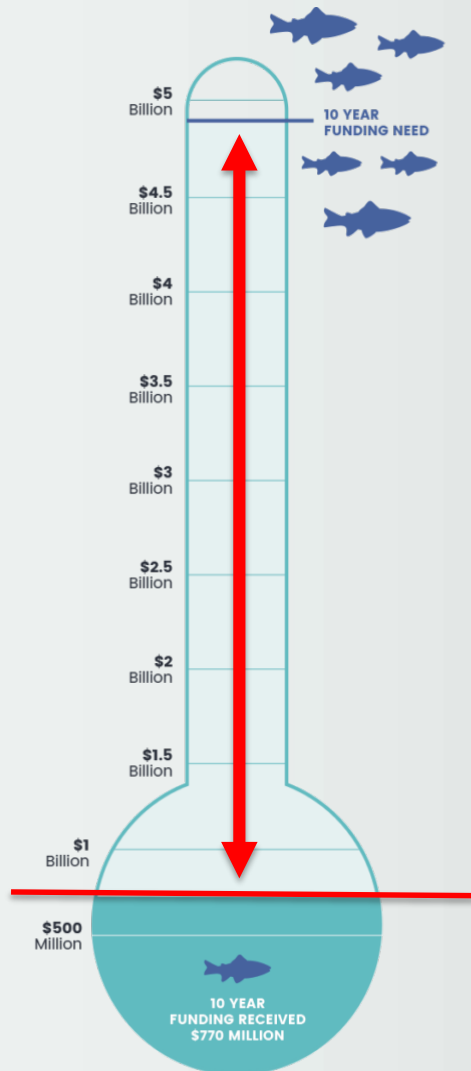
WASHINGTON STATE
RECREATION AND CONSERVATION OFFICE



PCSRF/SRFB Allocation

Regional Salmon Recovery Area	Regional Allocation Percent of Total	2018 Allocation based on \$18 million
Hood Canal Coordinating Council *	2.40%	\$432,000
Lower Columbia Fish Recovery Board	20.00%	\$3,600,000
Northeast Washington	1.90%	\$342,000
Puget Sound Partnership	38.00%	\$6,840,000
Snake River Salmon Recovery Board	8.44%	\$1,519,200
Upper Columbia Salmon Recovery Board	10.31%	\$1,855,800
Coast Salmon Partnership	9.57%	\$1,722,600
Yakima Basin Fish and Wildlife Recovery Board	9.38%	\$1,688,400
	100.00%	\$18,000,000

Funding Only 15% of the Need for Salmon Recovery



Some Key State Funding Sources for Habitat Protection and Restoration

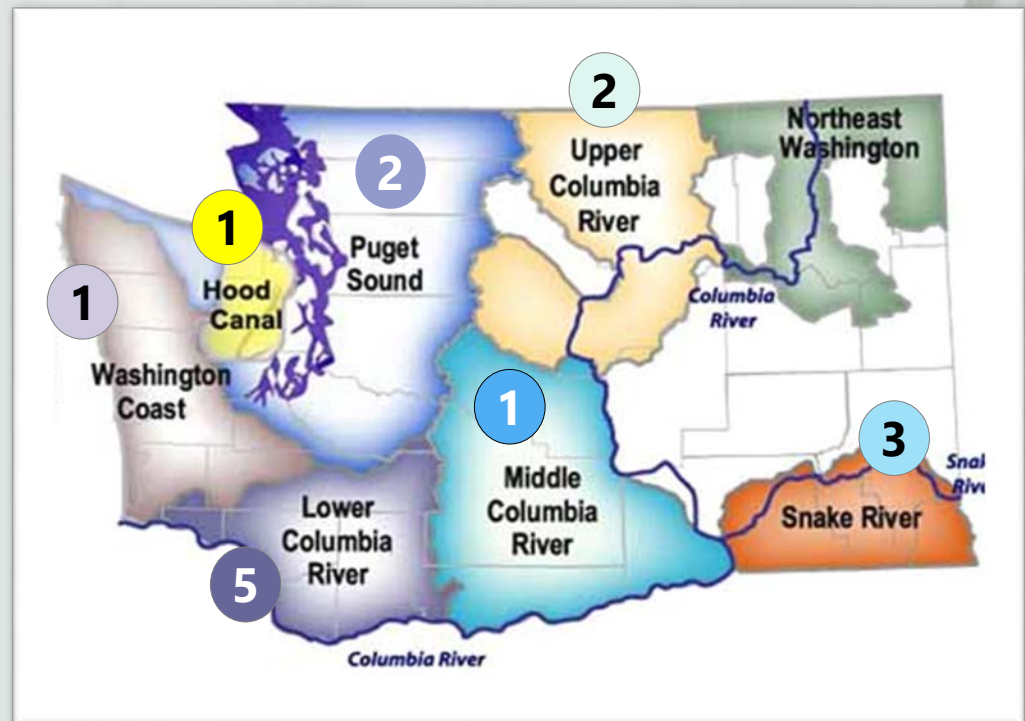
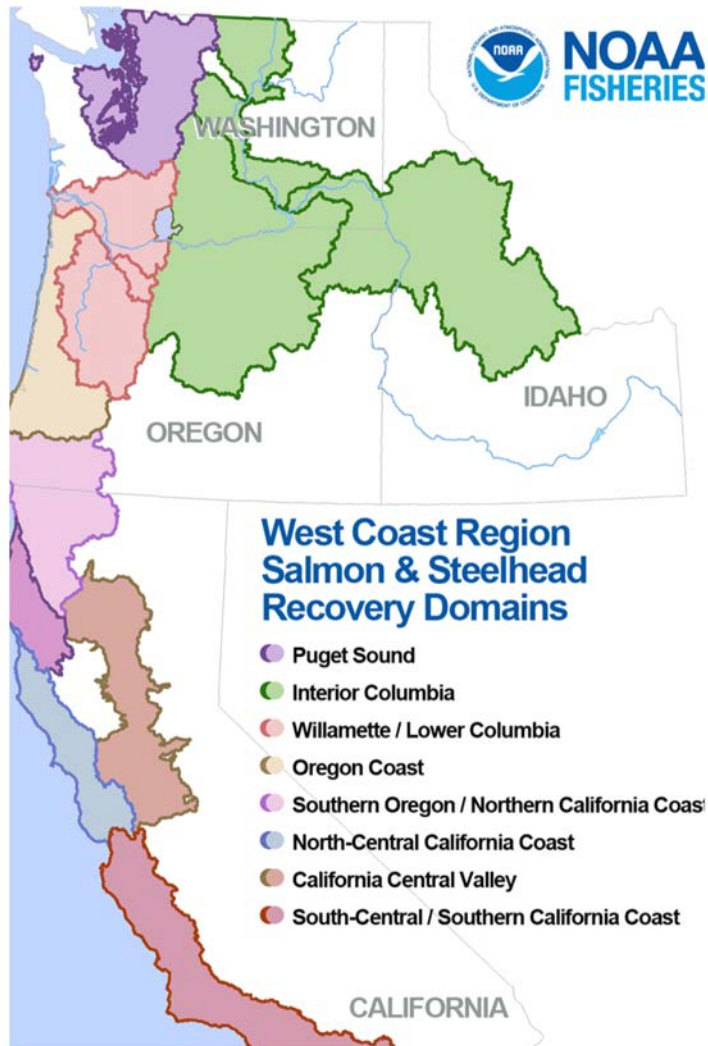
- Pacific Coastal Salmon Recovery Funding (1999)
- Family Forest and Fish Protection Program (2005)
- Puget Sound Acquisition and Restoration Program (2007)
- Estuary and Salmon Restoration Program (2009)
- Flood Plains by Design (2013)
- Washington Coast Restoration and Resiliency Initiative (2015)
- Brian Abbott Fish Barrier Removal Board (2017)
- Streamflow Restoration Program (2017)
- Aquatic Species Restoration Plan (Chehalis)

Key Questions for Discussion

- How is federal funding obtained and allocated for ESA-listed salmon?
- What are possible implications if Spring Chinook were listed under ESA for the Washington Coast?

ESA Listed Salmon and Steelhead

- 28 Species of Salmon and Steelhead ESA listed on West Coast
- 15 Species ESA listed in Washington
- 45% of the populations, over 75% of the area in the state



Implications of ESA Listing for Spring Chinook on the Washington Coast Region

- First ESA listing of any Chinook species on the Washington Coast
 - Requirement for NOAA-approved recovery plan
 - Regulatory and permitting requirements
 - No anticipated additional funds
-

Questions

