


# Chehalis-Centralia Airport

Pump Station and Levee Necessity and  
Effectiveness

Are we better  
protected in 2022  
vs 2007 from  
major flooding?

- **YES!** 😊
- **Lead Time for the Response was Much Better!**
- **Online Inundation Maps are a Great Tool!** [www.chehalisriverflood.org](http://www.chehalisriverflood.org) 
- **The Airport Levee has been Widened and Improved**
- **Pump Station is More Reliable**

Original Pump  
Station- Built  
During WWII







## Current Pump Station Completed in 2017

- Capable of Pumping 10,000 GPM
- Twin Pumps for Redundancy
- Propane Generator Backup





## Effectiveness of the Levee with the Pump Station


- Pump Station Located on the NE Corner of the Airport
- One Week of Continuous Pump Operation Equals 100,800,000 Gallons of Water Moved








Northwest Corner of Levee Approximately 12 hours  
Before the Water Crested on the Chehalis River at  
Centralia (174.93 Feet January 7, 2022)

# Protected Infrastructures Impact on the Community



Impact Types	Jobs	Labor Income 	Value Added 	Business Revenues 
On-Airport Activity	1,127	\$38,730,000	\$62,186,000	\$100,279,000
Visitor Spending	61	\$1,934,000	\$3,417,000	\$5,423,000
<b>Total Direct Impacts</b>	<b>1,188</b>	<b>\$40,664,000</b>	<b>\$65,603,000</b>	<b>\$105,702,000</b>
Supplier Sales	181	\$11,787,000	\$21,622,000	\$34,927,000
Re-spending of Worker Income	288	\$15,599,000	\$28,168,000	\$45,844,000
<b>Total Economic Impacts</b>	<b>1,658</b>	<b>\$68,050,000</b>	<b>\$115,393,000</b>	<b>\$186,473,000</b>

Impacts derived based on: 2018 Airport Manager's Survey, 2018 Airport Tenant's Survey, FAA 5010 Airport Master Record, FAA Terminal Area Forecast, Airline Data, Inc. Impacts modeled using IMPLAN by EBP US. Analyses based on 2018 study year.

**Notes:** Totals may not add due to rounding Metrics (jobs, labor income, value added, and business revenues) represent various components of an airport's economic impact and are not additive.



# Tax Impacts of the Infrastructure Protected by the Levee and Pump Station

Impact Types	Local	State	Total
On-Airport Activity	\$1,178,540	\$7,367,300	\$8,545,840
Visitor Spending	\$89,090	\$472,560	\$561,650
Total Tax Impacts	\$1,267,630	\$7,839,860	\$9,107,490

*Note: Totals may not add due to rounding.*



Total Cost of the Pump  
Station Project was  
Approximately \$1.1 Million