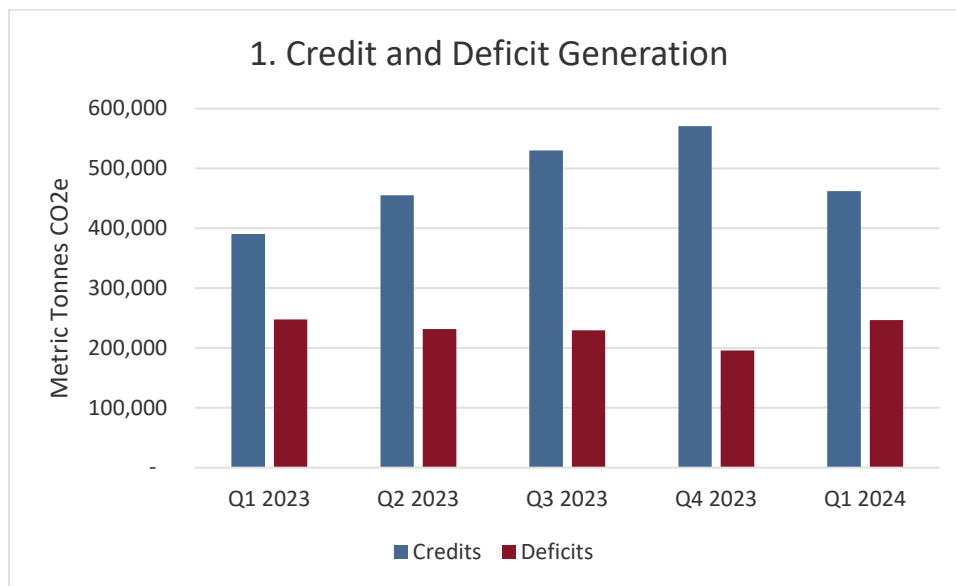


# Quarter 1, 2024 Data Summary

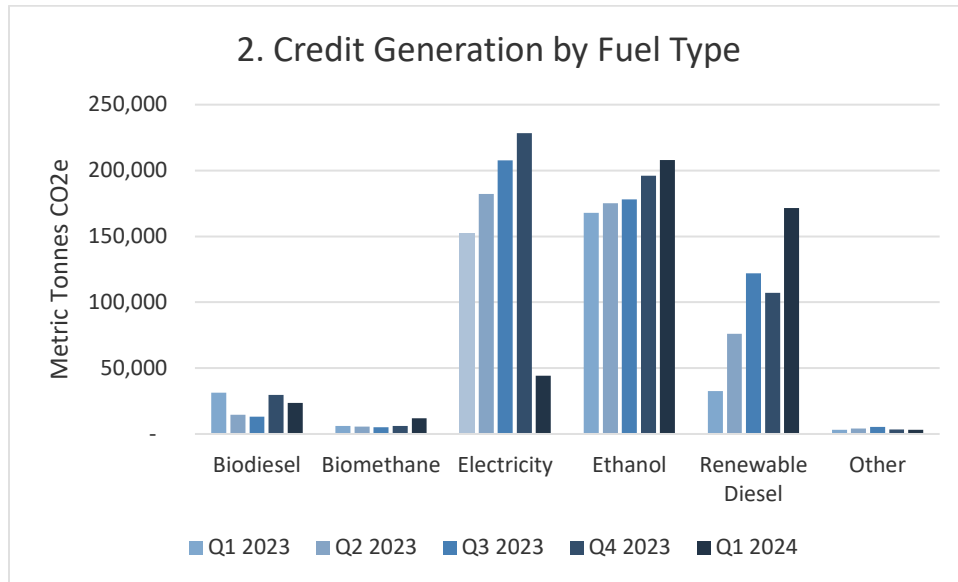
## Clean Fuel Standard

This report is a summary of the total number of deficits and credits generated by program participants during quarter 1 of 2024 and is generated using data submitted by program participants. For this reason, there may be changes to the data as Ecology continues to work with regulated parties on corrections to their reporting. The aggregated quarterly data for the program is also posted in an Excel format on our [Data & Reports](#) webpage.

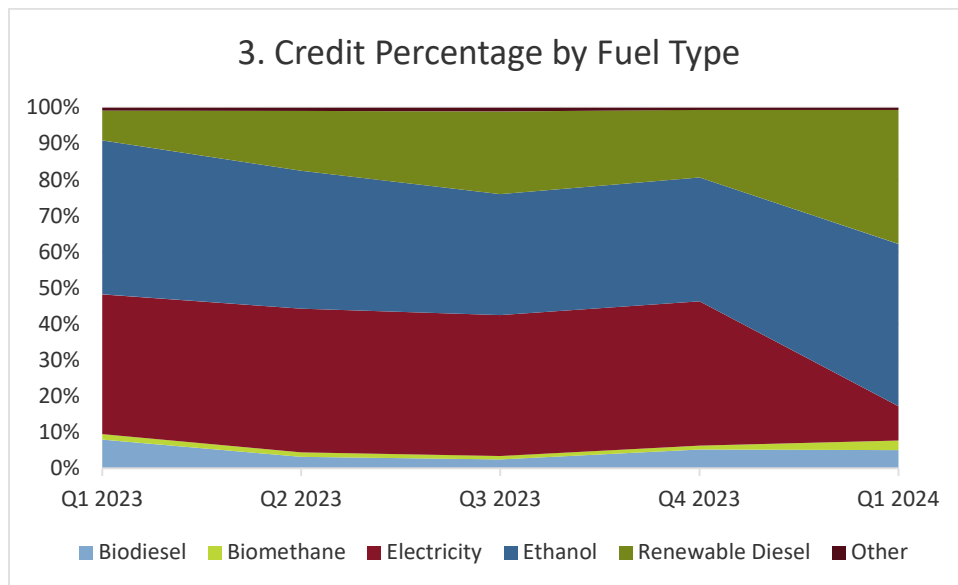
**Figure 1** shows the number of credits and deficits generated. Credits are generated by fuels whose carbon intensity falls below this year’s target, while deficits are generated by fuels whose carbon intensity is higher than this year’s target. 462,215 credits were generated in the first quarter versus 246,767 deficits. Quarter 1 2024 credits do not include credits from non-metered residential EV charging, these are issued twice per year and will be included in a future data summary.



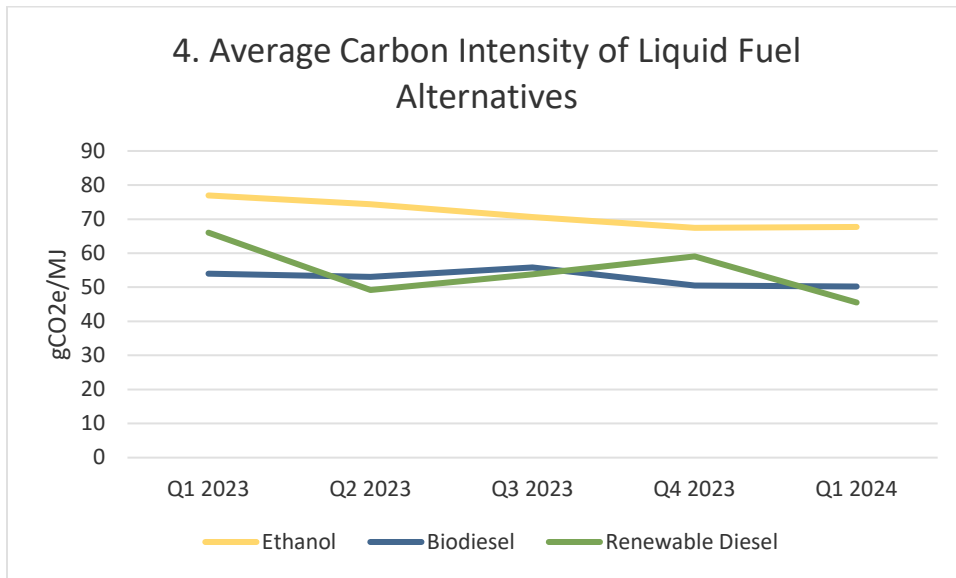
**Figure 2** shows the breakdown of credit generation by fuel type. Quarter 1 2024 electricity credits do not include credits from non-metered residential EV charging, these are issued twice per year and will be included in a future data summary.



**Figure 3** shows the percentage of credits generated by each fuel type.



**Figure 4** shows the volume-weighted average carbon intensity of liquid fuel alternatives reported from Q1 2023-Q1 2024



160 businesses reported to Ecology in the first quarter of 2024. This includes credit aggregators who in some cases report on behalf of multiple or many credit generators.

#### ADA Accessibility

To request an ADA accommodation, contact Ecology by phone at 360-407-6831 or email at [ecyADAcordinator@ecy.wa.gov](mailto:ecyADAcordinator@ecy.wa.gov), or visit <https://ecology.wa.gov/accessibility>. For Relay Service or TTY call 711 or 877-833-634